

MATH6037 - Mathematics for Science 2.1 with Maple

J.P. McCarthy

February 16, 2011

Contents

0.1	Introduction	2
0.2	Motivation: What makes a good Door Closer?	5
1	Further Calculus	10
1.0.1	Outline of Chapter	10
1.1	Review of Integration	11
1.2	Integration by Parts	29
1.3	Partial Fractions	36
1.4	Multivariable Calculus	49
1.5	Applications to Error Analysis	59
2	Numerical Methods	60
2.0.1	Outline of Chapter	60
2.1	Root Approximation using the Bisection and Newton-Raphson Methods . . .	61
2.2	Approximate definite integrals using the Midpoint, Trapezoidal and Simpson's Rules	62
2.3	Euler's Method	63
3	Introduction to Laplace Transforms	64
3.0.1	Outline of Chapter	64
3.1	Definition to transform	65
3.2	The Laplace transform of basic functions	66
3.3	Properties of the Laplace Transform	67
3.4	Inverse transforms	68
3.5	Differential Equations	69
3.6	The Damped Harmonic Oscillator	70

0.1 Introduction

Lecturer

J.P. McCarthy

Office

Meetings before class by appointment via email only.

Email

jippo@campus.ie

Web

<http://irishjip.wordpress.com>

This page will comprise the webpage for this module and as such shall be the venue for course announcements including definitive dates for continuous assessments. This page shall also house such resources as a copy of these initial handouts, the exercises, a copy of the course notes, links, as well as supplementary material. Please note that not all items here are relevant to MATH6037; only those in the category 'MATH6037'. Feel free to use the comment function therein as a point of contact.

Module Objective

This module contains further calculus including methods of integration and partial differentiation. An introduction to numerical methods and the theory of Laplace transforms completes the module.

Module Content

Further Calculus

Integration by Parts and Partial Fractions. Functions of two or more variables. Surfaces. Partial Derivatives. Applications to Error Analysis.

Numerical Methods

Solving equations using the Bisection Method and the Newton-Raphson Method. Approximate definite integrals using the Midpoint, Trapezoidal and Simpson's Rules.

Introduction to Laplace Transforms

Definition to transform. Determining the Laplace transform of basic functions. Development of rules. First shift theorem. Transform of a derivative. Inverse transforms. Applications to solving Differential Equations. Applications to include the Damped Harmonic Oscillator.

Assessment

Total Marks 100: End of Year Written Examination 70 marks; Continuous Assessment 30 marks.

Continuous Assessment

The Continuous Assessment will be divided equally between a one hour written exam in Week 6 and your weekly participation in the Maple Lab.

Absence from a test will not be considered except in truly extraordinary cases. Plenty of notice will be given of the test date. For example, routine medical and dental appointments will not be considered an adequate excuse for missing the test.

Lectures

It will be vital to attend all lectures as although I intend that there will be a copy of the course notes available within the month, many of the examples, proofs, etc. will be completed by us in class.

Maple Labs

Maple Labs will commence next week and are designed both to introduce you to this software and to aid your understanding of the course material.

Exercises

There are many ways to learn maths. Two methods which aren't going to work are

1. reading your notes and hoping it will all sink in
2. learning off a few key examples, solutions, etc.

By far and away the best way to learn maths is by doing exercises, and there are two main reasons for this. The best way to learn a mathematical fact/ theorem/ etc. is by using it in an exercise. Also the doing of maths is a skill as much as anything and requires practise.

I will present you with a set of exercises every week. In this module the "Lecture-Supervised Learning" is comprised of you doing these exercises, giving them to me on a weekly basis, marking them, and returning them. In addition I will provide a set of solutions online. To protect myself from mounting corrections I must warn you that the only work from the previous week shall be corrected. For example, do not expect me to correct work you did in week 2 to be corrected in week 10. Everyone shall have access to the solution sets however. The webpage may contain a link to a set of additional exercises. Past exam papers are fair game. Also during lectures there will be some things that will be *left as an exercise*. How much time you can or should devote to doing exercises is a matter of personal taste but be certain that effort is rewarded in maths.

Reading

Your primary study material shall be the material presented in the lectures; i.e. the lecture notes. Exercises done in tutorials may comprise further worked examples. While the lectures will present everything you need to know about MATH6037, they will not detail all there is to know. Further references are to be found in the library in or about section 510 and 510.2462. Good references include:

- J. Bird, 2006, *Higher Engineering Mathematics*, Fifth Ed., Newnes.
- A. Croft & R. Davison, 2004, *Mathematics for Engineers — A Modern Interactive Approach*, Pearson & Prentice Hall,

The webpage will contain supplementary material, and contains links and pieces about topics that are at or beyond the scope of the course. Finally the internet provides yet another resource. Even Wikipedia isn't too bad for this area of mathematics! You are encouraged to exploit these resources; they will also be useful for further maths modules.

Exam

The exam format will roughly follow last year's. Acceding to the maxim that learning off a few key examples, solutions, etc. is bad and doing exercises is good, solutions to past papers shall not be made available (by me at least). Only by trying to do the exam papers yourself can you guarantee proficiency. If you are still stuck at this stage feel free to ask the question come tutorial time.

0.2 Motivation: What makes a good Door Closer?



Figure 1: A good door closer should close automatically, close in a gentle manner and close as fast as possible.

One possible design would be to put a mass on the door and attach a spring to it (just for ease of explanation we'll only worry about one dimension).

Assuming that the door is swinging freely the only force closing the door is the force of the spring. Now *Hooke's Law* states that the force of a spring is directly proportion to it's distance from the equilibrium position. If the door is designed so that the equilibrium position of the spring corresponds to when the door is closed flush, then if $x(t)$ is the position of the door t seconds after release, then the force of the spring at time t is given by:

where $k \in \mathbb{R}$ is known as the spring constant.

We will see later on that this system *does* close the door automatically but the balance between closing the door gently and closing the door quickly is lost. Indeed if the door is released from rest at $t = 0$, then the speed of the door will have the following behaviour:

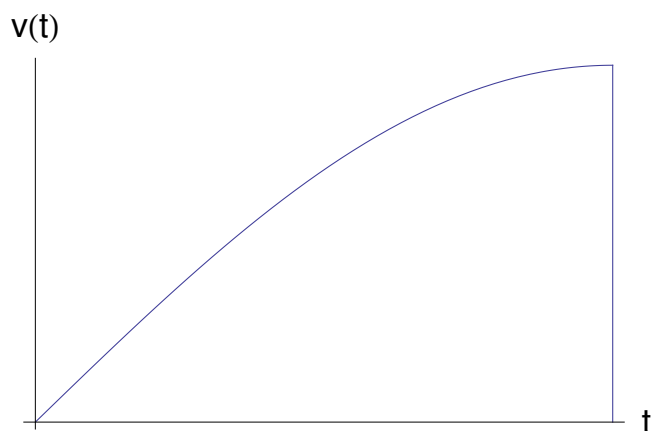


Figure 2: With a spring system alone, the door will quickly pick up speed and slam into the door-frame at maximum speed.

Clearly we need to slow down the door as it approaches the door-frame. A simple model uses a *hydraulic damper*:



Figure 3: A hydraulic damper increases its resistance to motion in direct proportion to speed.

With the force due to the hydraulic damper proportional to speed, the force of the hydraulic damper at time t will be:

for some $\lambda \in \mathbb{R}$. Now by Newton's Second Law:

and the fact that speed is the first derivative of distance, and in turn acceleration is the first derivative of speed, means that the *equation of motion* is given by:

We will see much later on that suitably chosen k and λ will provide us with a system that closes automatically, closes in a gentle manner and closes as fast as possible.

Equations of this form turn up in many branches of physics and engineering. For example, the oscillations of an electric circuit containing an inductance L , resistance R and capacitance C in series are described by

$$L \frac{d^2 q}{dt^2} + R \frac{dq}{dt} + \frac{1}{C} q = 0, \quad (1)$$

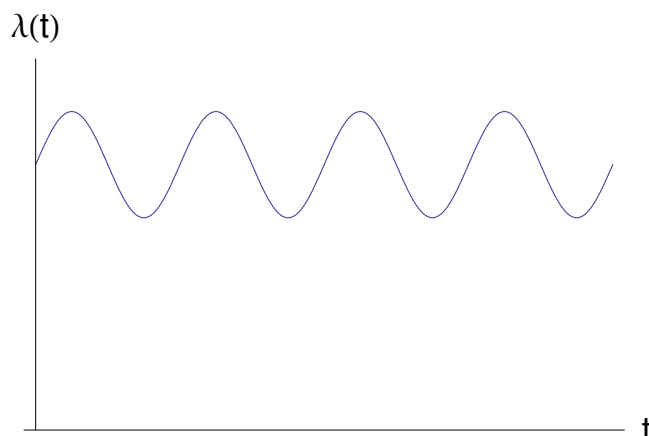
in which the variable $q(t)$ represents the charge on one plate of the capacitor. These class of equations, *linear differential equations*,

may be solved in various different ways. In this module we will explore one such method — that of *Laplace Transforms*.



Figure 4: Top Gear dropped a VW Beetle from a height of 1 mile and it spun in the air as it fell.

If we are trying to formulate a model for the fall of this car we would have to try and account for the way the roll of the car means that the coefficient of the drag term ($\lambda v(t)$) varies between its maximum and minimum in a wave-like way:



A function with this behaviour is:

$$\lambda(t) = \frac{1}{2}(M + m) + \frac{1}{2}(M - m) \sin \omega t \quad (2)$$

where M and m are the maximum and minimum of $\lambda(t)$ and ω is a constant related to the angular frequency. Then the equation of motion is of the form:

Neither the method of using Laplace Transforms nor any other method I know of solves this differential equation.

Unfortunately this is typical, and for many systems for which a differential equation may be drawn, it may be impossible to solve the equations. There are a number of numerical techniques which can give approximate answers. However if we are participating in some industrial project with millions spent on it we don't want to be chancing our arms on any old estimate or guess. *Approximation Theory* aims to control these errors as follows. Suppose we have a Differential Equation with solution $y(x)$. An approximate solution $A_y(x)$ to the equation can be found using some numerical method. If the approximation method is sufficiently 'nice' we may be able to come up with a measure of the error:

Here $|\cdot|$ is some measure of the *distance* between $y(x)$ and $A_y(x)$. The most common measure here would be maximum error:

We would call the parameter ε here the *control* or the *acceptable error*. Some classes of problem are even nicer in that with increasing computational power we can develop a sequence of approximate solutions $\{A_y^1(x), A_y^2(x), A_y^3(x), \dots\}$ with decreasing errors $\{\varepsilon_1, \varepsilon_2, \varepsilon_3, \dots\}$:

Even nicer still from a mathematical point of view if we can find a sequence of approximations with errors decreasing to zero:

In this case we say that the sequence of approximations *converges*.

In this module we will take a first foray into the approximation theory of numerical methods by estimating the roots of equations and of estimating numerical integrals.

The first chapter will focus on some of the mathematical background needed to look at these areas.

Chapter 1

Further Calculus

1.0.1 Outline of Chapter

- Review of Integration
- Integration by Parts and Partial Fractions
- Functions of two or more variables
- Surfaces
- Partial Derivatives
- Applications to Error Analysis

1.1 Review of Integration

Differentiation

In the figure below, the line from a to b is called a *secant* line.



Figure 1.1: Secant Line.

Introduce the idea of slope. The slope of a line is something intuitive. A steep hill has a greater slope than a gentle rolling hill. The slope of the secant line is simply the ratio of how much the line travels vertically as the line travels horizontally. Denote slope by m :

What about the slope of the curve? From a to b it is continuously changing. Maybe at one point its slope is equal to that of the secant but that doesn't tell much. It could be estimated, however, using a ruler the slope at any point. It would be the tangent, as shown:



Figure 1.2: Tangent Line

The above line *is* the slope of the curve at x_0 .

Construct a secant line:




Figure 1.3: Secant line and Tangent line

Now the slope of this secant is given by:

It is apparent that the secant line has a slope that is close, in value, to that of the tangent line. Let h become smaller and smaller:




Figure 1.4: Secant line approaching slope of Tangent line

The slope of the secant line is almost identical to that of our tangent. Let $h \rightarrow 0$. Of course, if $h = 0$ there is no secant. But if h got *so close to 0 as doesn't matter* then there would be a secant and hence a slope:

This $f'(x)$ is the *derivative of $f(x)$* . This gives the slope of the curve at *every* point on the curve.

In the *Leibniz notation*, y is equivalent to $f(x)$. However, the notation for the derivative of y is:

It must be understood that if $y = f(x)$; then

and there is no notion of canceling the ds ; it is just a notation. It is an illuminating one because if the second graph of figure 1.4 is magnified about the secant:

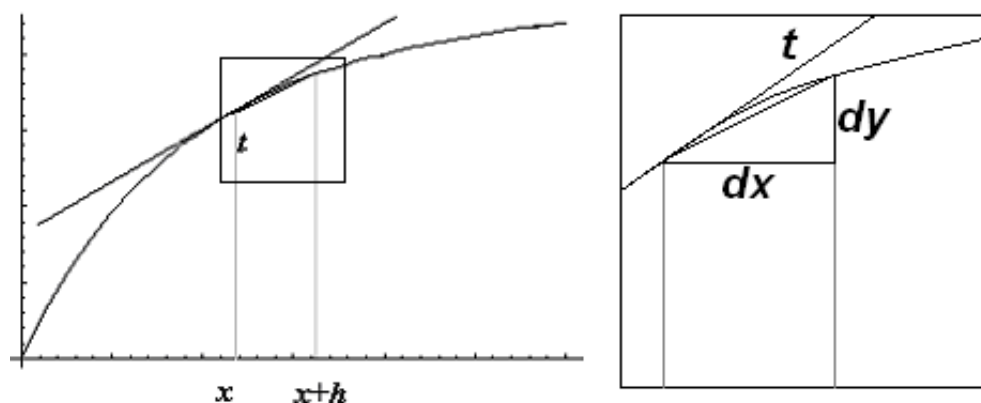


Figure 1.5: Leibniz notation for the derivative

If dy is associated with a small variation in $y \sim f(x+h) - f(x)$; and dx associated with a small variation in $x \sim h$; then dy/dx makes sense.

Integration

What is the area of the shaded region under the curve $f(x)$?



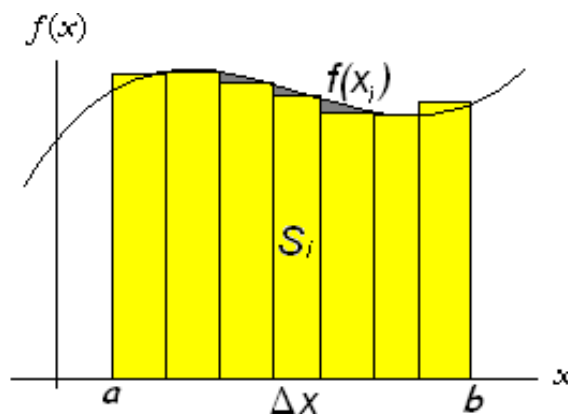
Start by subdividing the region into n strips S_1, S_2, \dots, S_n of equal width as Figure 1.6.



Figure 1.6:

The width of the interval $[a, b]$ is $b - a$ so the width of each of the n strips is

Approximate the i th strip S_i by a rectangle with width Δx and height $f(x_i)$, which is the value of f at the right endpoint. Then the area of the i th rectangle is $f(x_i) \Delta x$:



The area of the original shaded region is approximated by the sum of these rectangles:

This approximation becomes better and better as the number of strips increases, that is, as $n \rightarrow \infty$. Therefore the area of the shaded region is given by the limit of the sum of the areas of approximating rectangles:

Definition: The Definite Integral

If $f(x)$ is a *continuous* function defined in $[a, b]$ and $x_i, \Delta x$ are as defined above, then the *definite integral of f from a to b* is

So an integral is an infinite sum. Associate $\int \cdot dx \sim \lim_{n \rightarrow \infty} \sum_n \cdot \Delta x$.

Fundamental Theorem of Calculus

If f is a function with derivative f' then

Examples

1. *Evaluate*

$$\int_0^2 3x^2 dx$$

2. *Evaluate*

$$\int_1^e \frac{1}{x} dx$$

3. Evaluate

$$\int_0^{\pi} -\sin x \, dx$$

Definition: The Indefinite Integral

If $f(x)$ is a function and its derivative with respect to x is $f'(x)$, then

where c is called the *constant of integration*.

The Indefinite Integral $\int f(x) \, dx$ asks the questions:

Note the constant of integration. Its inclusion is vital because if $f(x)$ is a function with derivative $f'(x)$ then $f(x) + c$ also has derivative $f'(x)$ as:

Geometrically a curve $f(x)$ with slope $f'(x)$ has the same slope as a curve that is shifted upwards; $f(x) + c$. Note that the constant of integration can be disregarded for the indefinite integral. Suppose the integrand is $f'(x)$ and the anti-derivative is $f(x) + c$. Then:

Finding the derivative of a function f at x is finding the slope of the tangent to the curve at x . Integration meanwhile measures the area between two points $x = a$ and $x = b$.

The Fundamental Theorem of Calculus states however that differentiation and integration are intimately related; that is given a function f :

i.e. differentiation and integration are essentially inverse processes.

Examples

Integrate 1-3:

1. $\int 3x^2 dx$

2. $\int (1/x) dx$

3. $\int -\cos x dx$

4. *Evaluate:*

$$\int_0^{\pi} 4x^3 dx$$

Straight Integration

From the Fundamental Theorem of Calculus

$$\int f'(x) dx = f(x) + c \quad (1.1)$$

Thus:

$f(x)$	$\int f(x)$
$x^n \ (n \neq -1)$	$\frac{x^{n+1}}{n+1} + c$
$\cos x$	$\sin x + c$
$\sin x$	$-\cos x + c$
e^x	$e^x + c$
$\sec^2 x$	$\tan x + c$
$\frac{1}{x}$	$\ln x + c$

Examples

Integrate:

$$1. \int \sqrt{x} dx$$

2. $\int (1/x^2) dx$

Let $a \in \mathbb{R}$. Now

$$\frac{d}{dx} e^{ax} = a e^{ax}$$

Example

Evaluate:

$$\int_0^1 e^{-x} dx$$

Also because

$$\begin{aligned}\frac{d}{dx} \sin nx &= n \cos nx, \text{ and} \\ \frac{d}{dx} \cos nx &= -n \sin nx\end{aligned}$$

Example

Integrate $\int \cos 2x \, dx$.

Also, let $a > 0$;

$$\frac{d}{dx} \frac{1}{a} \tan^{-1} \frac{x}{a} = \frac{1}{a} \frac{1}{1 + x^2/a^2} \cdot \frac{1}{a}$$

Example

Evaluate:

$$\int_0^1 \frac{1}{1+x^2} \, dx$$

Also

$$\frac{d}{dx} \sin^{-1} \frac{x}{a} = \frac{1}{\sqrt{1 - x^2/a^2}} \frac{1}{a}$$

Example

Integrate:

$$\int \frac{1}{\sqrt{1 - x^2}} dx$$

Properties of Integration**Proposition**

Let f, g be integrable functions and $k \in \mathbb{R}$:

(a)

$$\int (f(x) \pm g(x)) dx = \int f(x) dx \pm \int g(x) dx \quad (1.2)$$

(b)

$$\int k f(x) dx = k \int f(x) dx, \text{ where } k \in \mathbb{R} \quad (1.3)$$

The Substitution Method for Evaluating Integrals

$$\int f(g(x))g'(x) dx = \int f(u) du \quad (1.4)$$

where $u = g(x)$

Examples

Spot the patterns:

$$\begin{aligned} &\int 2x^2 \sqrt{x^3 + 1} dx \\ &\int t(5 + 3t^2)^8 dt \\ &\int x^2 e^{x^3} dx \\ &\int s^2 \sqrt[5]{7 - 4s^3} ds \\ &\int \sqrt{1 + \frac{1}{3x}} \frac{dx}{x^2} \\ &\int x^2 \sec^2(x^3 + 1) dx \\ &\int \sin^2 x \cos x dx \end{aligned}$$

Examples*Evaluate 1-2:*

1.

$$\int_0^{\pi/4} e^{\tan x} \sec^2 x \, dx$$

2.

$$\int_0^{\sqrt{3}} \frac{x}{\sqrt{x^2 + 1}} \, dx$$

3. *Integrate:*

$$\int \frac{dx}{\sqrt{15 + 2x - x^2}}$$

LIATE

If we cannot see a $g(x)$, $g'(x)$ pattern we can use the LIATE rule. Choose u according to the most complicated expression in the following hierarchy:

L

I

A

T

E

In general this works well.

Examples

1. *Integrate:*

$$\int x^2 \sec^2(x^3 + 1) dx$$

2. *Evaluate:*

$$\int_0^{\pi^2/4} \frac{\cos \sqrt{x}}{\sqrt{x}} dx$$

Exercises1. *Evaluate*

(a)

$$\int_0^1 (2x + 5) dx$$

(b)

$$\int_0^1 \frac{2x + 5}{x^2 + 5x + 1} dx$$

(c)

$$\int_0^1 e^{2x+5} dx$$

2. (a) *The following integral could be found by expanding $(1 - x^2)^5$. Note however that the derivative of $(1 - x^2)$ is $-2x$. By making a substitution, evaluate:*

$$\int_0^1 x(1 - x^2)^5 dx$$

(b) *By noting that $a^{-n} = 1/a^n$, evaluate*

$$\int_1^2 \frac{dx}{e^x}$$

correct to 3 decimal places.

3. *It can be shown that for $x \geq 1$,*

$$\frac{1}{x^2} \leq \frac{1}{x} \leq \frac{1}{\sqrt{x}}$$

By integrating these functions between suitable values, show that

$$\frac{1}{2} \leq \log x \leq 2\sqrt{2} - 2$$

4. *Evaluate:*

(a)

$$\int_1^2 \frac{(x+1)^2}{2x} dx$$

(b)

$$\int_0^{\sqrt{\pi/2}} x \cos(x^2) dx$$

(c)

$$\int_1^{5/2} \frac{dx}{\sqrt{(4-x)(2+x)}}$$

5. Let

$$f(x) = \frac{e^x + e^{-x}}{2}, \text{ and } g(x) = \frac{e^x - e^{-x}}{2}$$

Prove that $f'(x) = g(x)$. Hence find

$$\int_0^{\log 1/2} 2f(x)g(x) dx$$

6. (a) Suppose that $f(x) = ax^2 + bx + c$. There is a process called completing the square where we write:

$$ax^2 + bx + c = (x + p)^2 + q,$$

for some $p, q \in \mathbb{R}$. Complete the square of $x^2 + 4x + 5$. Now making a substitution of the form $u = (x + p)$, integrate

$$\int \frac{1}{x^2 + 4x + 5} dx$$

(b) Integrate the following:

$$\int \frac{2x + 5}{x^2 + 4x + 5} dx$$

7. By manipulating the right-hand side, show that

$$\frac{1}{(e^x + 1)^2} = 1 - \frac{e^x}{e^x + 1} - \frac{e^x}{(e^x + 1)^2}$$

Hence find

$$\int \frac{dx}{(e^x + 1)^2}$$

8. Evaluate

$$\int_0^3 \frac{x}{x^2 + 9} dx$$

1.2 Integration by Parts

Introduction

We should at this stage be aware of the sum, product, quotient and chain rules for differentiation:

In all cases here u and v are understood to be $u(x)$ and $v(x)$ — functions of x . In theory, because of the Fundamental Theorem of Calculus;

we should be able to integrate both sides of each of the above rules to generate a new one for integration.

A Sum Rule for Integration

$$\frac{d}{dx}(u + v) = \frac{du}{dx} + \frac{dv}{dx} \quad (1.5)$$

i.e. we may integrate term by term.

A Chain Rule for Integration

$$\frac{d}{dx}(g(f(x))) = g'(f(x))f'(x) \quad (1.6)$$

Let $u = f(x)$:

Of course this is more well known as the *Substitution Rule* — but really it's a Chain Rule for Integration.

Integration by Parts — A Product Rule for Integration

What about a Product or Quotient Rule for integration? Well first off a quotient rule wouldn't be much use:

$$\int \frac{vu' - uv'}{v^2} dx = \frac{u}{v} \quad (1.7)$$

But what about a Product Rule? Well

$$\frac{d}{dx}(ux) = u \frac{dv}{dx} + v \frac{du}{dx} \quad (1.8)$$

Now instead of doing what we did above, notice that

$$u \frac{dv}{dx} = \frac{d}{dx}(ux) - v \frac{du}{dx}$$

Now integrating with respect to x :

$$\int u dv = uv - \int v du \quad (1.9)$$

This formula is known as the *Integration by Parts* formula. It will be very prominent in our study of Laplace Transforms. In practise you will be confronted by an integral of the form:

In terms of the notation, if $f(x)$ is split into a product $f(x) = g(x)h(x)$ then:

Now in terms of (1.9):

In general, $f(x)$ will be already ‘split’ and the only issue will be the choice of u and the choice of dv . Note first of all that once u is chosen, dv is just whatever is left. Note that whatever we choose u to be, we will have no problem differentiating it to find du . To find v , we must integrate dv . However, in general, integration is more difficult than differentiation. Hence a general *heuristic* or strategy is to choose u to be the term that is harder to integrate. Consider the following hierarchy:

L

I

A

T

E

This is a hierarchy of classes of functions in *decreasing difficulty of integration*. Hence therefore, if you choose u to be the first element in this hierarchy to be found in the integrand, then automatically dv will be easier to integrate than du . This is known for obvious reasons as the LIATE Rule.

Examples

1. Find

$$I = \int x \sin x \, dx$$

2. *Find*

$$I = \int \ln x \, dx$$

3. *Find*

$$I = \int t^2 e^t \, dx$$

4. *Find*

$$I = \int e^x \sin x \, dx$$

If we combine the formula for integration by parts with the Fundamental Theorem of Calculus:

Example*Calculate*

$$\int_0^1 \tan^{-1} x \, dx$$

Exercises

1. Find $\int x \cos x \, dx$ and check your solution.

2. Find $\int x e^{2x} \, dx$ and check your solution.

3. Evaluate

$$\int_0^{\pi/2} x \cos 2x \, dx$$

4. Evaluate

$$\int_1^2 \log x \, dx,$$

giving your answer in the form $\log p + q$ where $p, q \in \mathbb{Q}$.

5. Find $\int \log 2x \, dx$.

6. Integrate $\int \sin^{-1} x \, dx$

7. Integrate $\int x \log x \, dx$.

8. Integrate $\int \theta \sec^2 \theta \, d\theta$.

9. Evaluate

$$\int_0^1 \frac{\ln x}{x^2} \, dx$$

10. Evaluate

$$\int_1^4 \sqrt{t} \ln t \, dt$$

1.3 Partial Fractions

This chapter will serve two purposes. Firstly it will give us an algebraic technique that allows us to write a ‘fraction’ as a sum of (supposedly) simpler ‘fractions’ and as a corollary it will give us another integration technique.

Adding Fractions

Let $a, b, c, d \in \mathbb{R}$ such that $b \neq 0, d \neq 0$. Now

$$\frac{a}{b} + \frac{c}{d} =$$

So we can see that we can write the sum any fractions with denominators b, d as a single fraction with denominator bd . Now I ask the reverse question:

Given a fraction a/b can I write a/b as a sum of two fractions?

Let $\alpha, \beta \in \mathbb{R}$ such that $b = \alpha\beta$. Then:

$$\frac{x}{\alpha} + \frac{y}{\beta}$$

Now compare:

$$\frac{a}{b} = \frac{a}{\alpha\beta} = \frac{\alpha x + \beta y}{\alpha\beta}$$

So not only can we do it we can do it in an infinite number of ways!

Example

Write $1/12$ as a sum of two simpler fractions.

Rational Functions**Definition**

Any function of the form:

for $a_i \in \mathbb{R}$, $n \in \mathbb{N}$ is a *polynomial*. If $a_n \neq 0$ then p is said to be *of degree n* .

Examples

Suppose that all $a_i \in \mathbb{R}$ with *leading term* non-zero:

1. $p(x) = a_1x + a_0$ is a line or a linear polynomial.
2. $q(x) = a_2x^2 + a_1x + a_0$ is a quadratic or a quadratic polynomial.
3. $r(x) = a_3x^3 + a_2x^2 + a_1x + a_0$ is a cubic or a cubic polynomial.
4. $s(x) = x^{100} - 99x^{50} + 2$ is a polynomial of degree 100.




Figure 1.7: Plots of a linear and a quadratic polynomial on the left. A plot of a cubic polynomial on the right.

Take a general polynomial, say $p(x)$. How can the roots of p be found?

p in general is a sum, not a product. However the following theorem gives us a scheme to find the roots of p :

Theorem

Suppose a and b are numbers and

$$a.b = 0.$$

Then either:

To use this however, we need to be able to write p as a product! To write a sum as a product is to factorise. The below theorem gives a clue:

Theorem: Factor Theorem

A number k is a root of a polynomial $p(x)$ if and only if $(x - k)$ is a factor of p .

Proof

See <http://irishjip.wordpress.com/2010/09/08/an-inductive-proof-of-the-factor-theorem/> •

Example

Let $p(x) = 6x^3 - 11x^2 + 6x - 1$. Show that $p(1) = 0$. Hence solve

$$6x^3 - 11x^2 + 6x - 1 = 0$$

For the moment suppress the restriction to real functions ($x \in \mathbb{R}$) and consider functions defined on the *complex numbers*. It is a deep result in algebra and complex analysis that:

Theorem: Fundamental Theorem of Algebra

Every non-constant polynomial p of degree n can be written in the form

$$\text{for some } c \in \mathbb{R}, a_1, a_2, \dots \in \mathbb{C}$$

Remark

The a_i here are the roots of f and this theorem proves that a polynomial of degree n has n roots, some of which may be complex.

Theorem: Fundamental Theorem of Algebra for Real Polynomials

Every non-constant polynomial p of degree n can be written in the form

$$\text{for some } c \in \mathbb{R}, b_1, b_2, \dots \in \mathbb{R}, c_1, c_2, \dots \in \mathbb{R}.$$

Remark

We can break down every polynomial with real coefficients to a product of linear and quadratic terms.

Definition

Suppose that $p(x)$ and $q(x)$ are polynomials. Any function of the form:

is called a *rational function*.

Examples

1.

$$\frac{x + 5}{x^2 + x - 2}$$

2.

$$\frac{x^3 + x}{x - 1}$$

3.

$$\frac{x^2 + 2x - 1}{2x^3 + 3x^2 - 2x}$$

The remainder of this section will be concerned with writing rational functions as a sum of simpler ‘fractions’ called *partial fractions*. To mirror the addition of a/b and c/d from earlier on, consider:

$$\frac{2}{x-1} - \frac{1}{x+2}$$

That is example 1 above has partial fraction expansion:

$$\frac{x+5}{x^2+x-2} = \frac{2}{x-1} - \frac{1}{x+2}$$

Now why the hell would we do this? The primary reason for this module is for doing *Inverse Laplace Transforms*. Frequently rational functions will arise here and we will need to expand them in order to apply this \mathfrak{L}^{-1} operator. However for now we could consider the integral:

$$\int \frac{x+5}{x^2+x-2} dx$$

So to integrate rational fractions it may be useful to express them in a partial fraction form. To see how the method of partial fractions works in general, let's consider a rational function f :

where p and q are polynomials.

We will see that it will be possible to write f as a sum of simpler fractions provided the *degree of p is less than the degree of q* . If it isn't, we must first divide q into p using long division (same method as when we did the factor theorem example). When we've done this we will end up with an expression of the form:

$$f = s(x) + \frac{r(x)}{q(x)} \tag{1.10}$$

where $s(x)$ is a polynomial and $\deg(r) < \deg(q)$.

Examples

By dividing $x - 1$ into $x^3 + x$, write

$$\frac{x^3 + x}{x - 1}$$

in the same form as (1.10).

Write the following in the same form as (1.10):

$$\frac{x^4 + 3x^2 - 2}{x^2 + 1}$$

General Method for Partial Fractions

Let $f(x) = p(x)/q(x)$ be a rational function.

1. Write $f(x)$ in the same form as (1.10).
2. Factor $q(x)$ as far as possible using the Factor Theorem for real polynomials.
3. To each factor of $q(x)$ we associate a term in the partial fraction decomposition via the following rule:

I To each *non-repeated* linear factor of the form $(ax + b)$ (i.e. no other factor of $q(x)$ is a constant multiple of $(ax + b)$) there corresponds a partial fraction term of the form:

Example: Suppose $f(x) = p(x)/q(x)$, with $\deg(q) < \deg(p)$, and $q(x) = (x - 1)(2x - 1)(-x + 2)$. What is the partial fraction expansion of $f(x)$?

II To each linear factor of the form $(ax + b)^n$ (i.e. a repeated linear factor of $q(x)$) there corresponds a sum of n partial fraction terms of the form:

Example: Suppose $f(x) = p(x)/q(x)$, with $\deg(q) < \deg(p)$, and $q(x) = (x - 1)^3(2x - 1)(-x + 2)^2$. What is the partial fraction expansion of $f(x)$?

III To each non-repeated *quadratic* factor of $q(x)$ of the form $(ax^2 + bx + c)$ (i.e. no other factor of $q(x)$ is a constant multiple of $(ax^2 + bx + c)$) there corresponds a partial fraction term of the form:

Example: Suppose $f(x) = p(x)/q(x)$, with $\deg(q) < \deg(p)$, and $q(x) = (x - 1)^2(x^2 + x + 1)(2x^2 + 3)$. What is the partial fraction expansion of $f(x)$?

IV To each quadratic factor of the form $(ax^2 + bx + c)^n$ (i.e. a repeated linear factor of $q(x)$) there corresponds a sum of n partial fraction terms of the form:

Example: Suppose $f(x) = p(x)/q(x)$, with $\deg(q) < \deg(p)$, and $q(x) = (x - 1)^2(2x - 1)(2x^2 + 3)^2$. What is the partial fraction expansion of $f(x)$?

4. Write the partial fraction expansion as a single fraction “ $f(x)$ ”, and set it equal to $f(x)$. Compare the numerators of $f(x)$, $u(x)$; and the numerator of “ $f(x)$ ”, $v(x)$; by setting them equal to each other:

Find the coefficients in the partial expansion using one of two methods:

- (a) The coefficients of $u(x)$ must equal those of $v(x)$. Solve the resulting simultaneous equations.
- (b) If $u(x)$ and $v(x)$ agree on all points then $f(x) = v(x)$. Generate m simultaneous equations in m variables by plugging in m different values x_1, x_2, \dots, x_m and solving the equations:

Example: Let

$$f(x) = \frac{7}{(x-1)(x-2)}$$

Hence $f(x)$ has partial expansion

Evaluate A , B using both methods above.

Examples

1. Find the partial fraction expansion of

$$\frac{7}{2x^2 + 5x - 12}$$

2. *Evaluate*

$$\int \frac{6x^2 - 3x_1}{(4x + 1)(x^2 + 1)} dx$$

3. *Evaluate*

$$\int \frac{dx}{x^5 - x^2}$$

Exercises

- Factorise the following polynomials: (i) $x^2 - 4x - 5$ (ii) $x^2 - 2x$ (iii) $15x^2 + x - 6$
- Divide each of the following: (i) $2x^2 - 7x - 4 \div x - 4$ (ii) $3x^3 - 2x^2 - 19x - 6 \div 3x + 1$
 (iii) $2x^3 + x^2 - 16x - 15 \div 2x + 5$ (iv) $8x^3 + 27 \div 2x + 3$ (v) $2x^3 - 7x^2 - 7x - 10 \div 2x - 5$
 (vi) $6x^3 - 13x^2 \div 2x + 1$
- Search for a root of the following cubics and hence use the Factor Theorem to factorise:
 (i) $2x^3 + x^2 - 8x - 4$ (ii) $x^3 + 4x^2 + x - 6$ (iii) $3x^3 - 11x^2 + x + 15$
- Write each as a single fraction:

$$\frac{4x - 3}{5} + \frac{x - 3}{3}$$

$$\frac{1}{x - 1} - \frac{2}{2x + 3}$$

$$\frac{x}{x - 1} + \frac{2}{x}$$

$$\frac{1}{x + 1} - \frac{3}{2x - 1}$$

- Write out the partial fraction expansion of the following. Do not evaluate coefficients.

$$\frac{x^3 - 1}{x(x - 2)^2}$$

$$\frac{x^2 + x}{x^3 - x^2 + x - 1}$$

$$\frac{x^2 - 2x - 3}{(x - 1)(x^2 + 2x + 2)}$$

- Write out the partial fraction expansion of the following. Do evaluate coefficients.

$$\frac{x - 1}{x^3 - x^2 - 2x}$$

$$\frac{1}{x^3 + 3x^2}$$

$$\frac{1}{(x + 2)^2}$$

- Evaluate

$$\int \frac{1}{x^2 - 4} dx$$

$$\int \frac{1}{(8 - x)(6 - x)} dx$$

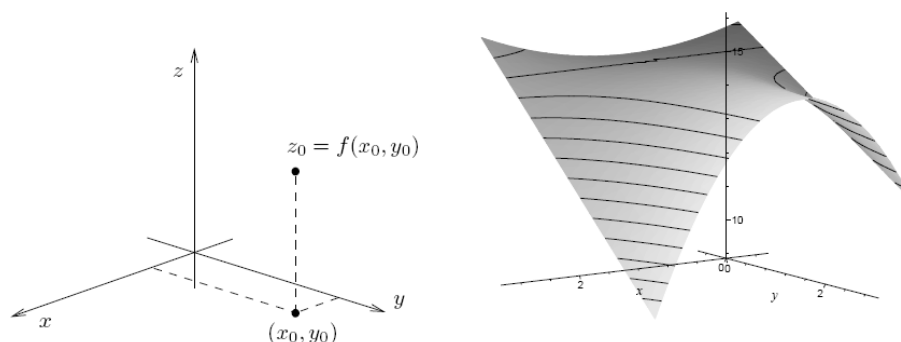
$$\int \frac{5x - 2}{x^2 - 4} dx$$

1.4 Multivariable Calculus

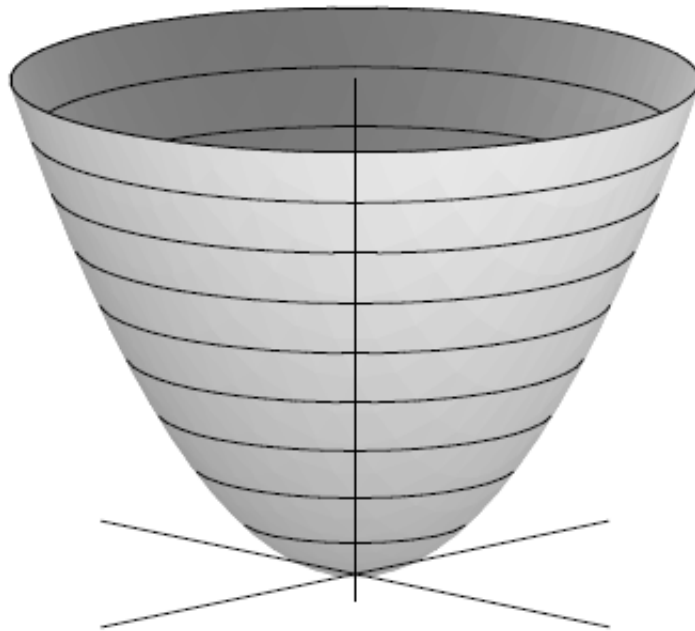
Functions of Several Variables: Surfaces

Many equations in engineering, physics and mathematics tie together more than two variables. For example Ohm's Law ($V = IR$) and the equation for an ideal gas, $PV = nRT$, which gives the relationship between pressure (P), volume (V) and temperature (T). If we vary any two of these then the behaviour of the third can be calculated:

How P varies as we change T and V is easy to see from the above, but we want to adapt the tools of one-variable calculus to help us investigate functions of more than one variable. For the most part we shall concentrate on functions of two variables such as $z = x^2 + y^2$ or $z = x \sin(y + e^x)$. Graphically $z = f(x, y)$ describes a surface in 3D space — varying the x - and y -coordinates gives the z -coordinate, producing the surface:



As an example, consider the function $z = x^2 + y^2$. If we choose a positive value for z , for example $z = 4$, then the points (x, y) that can give rise to this value are those satisfying $x^2 + y^2 = 4 = 2^2$, i.e. those on the circle centred on the origin of radius 2. Note that at $(x, y) = (0, 0)$, $z = 0$, but if $x \neq 0$ or $y \neq 0$, then $x^2 > 0$ or $y^2 > 0$, and it follows that $z > 0$. Thus the minimum value taken by this function is $z = 0$, at the origin:

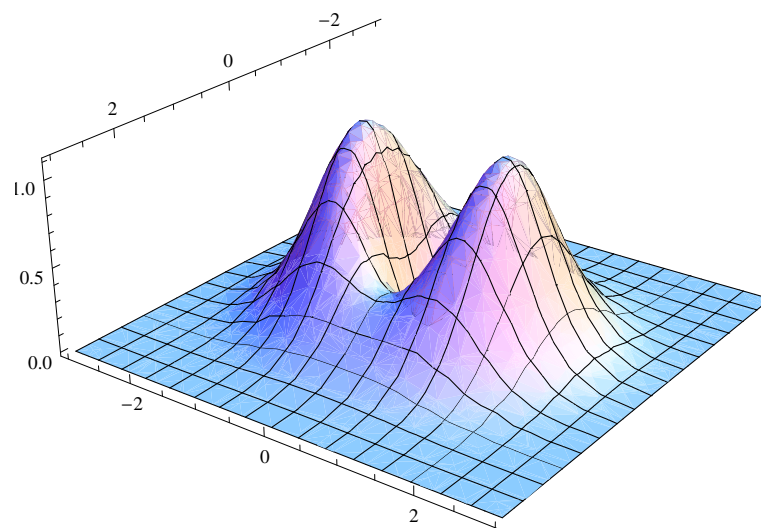


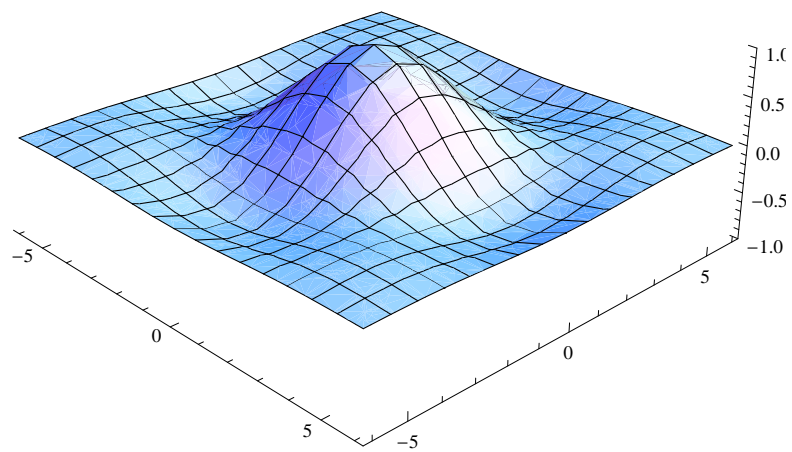
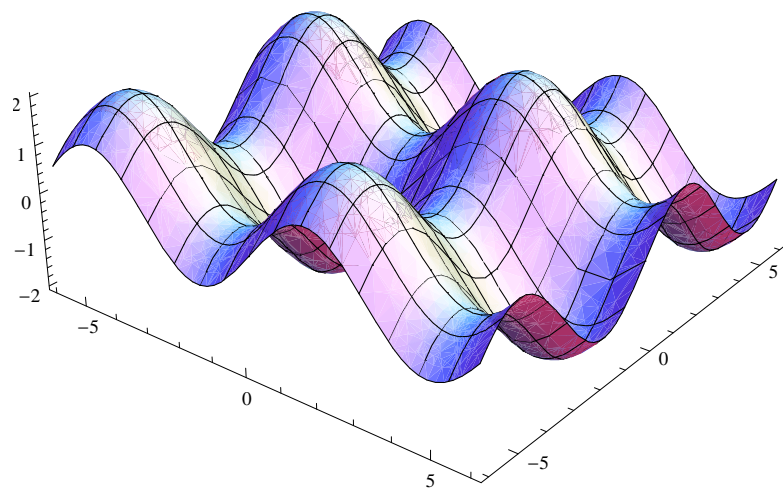
Three examples. Which are which?

$$f(x, y) = (x^2 + 3y^2)e^{-x^2 - y^2}$$

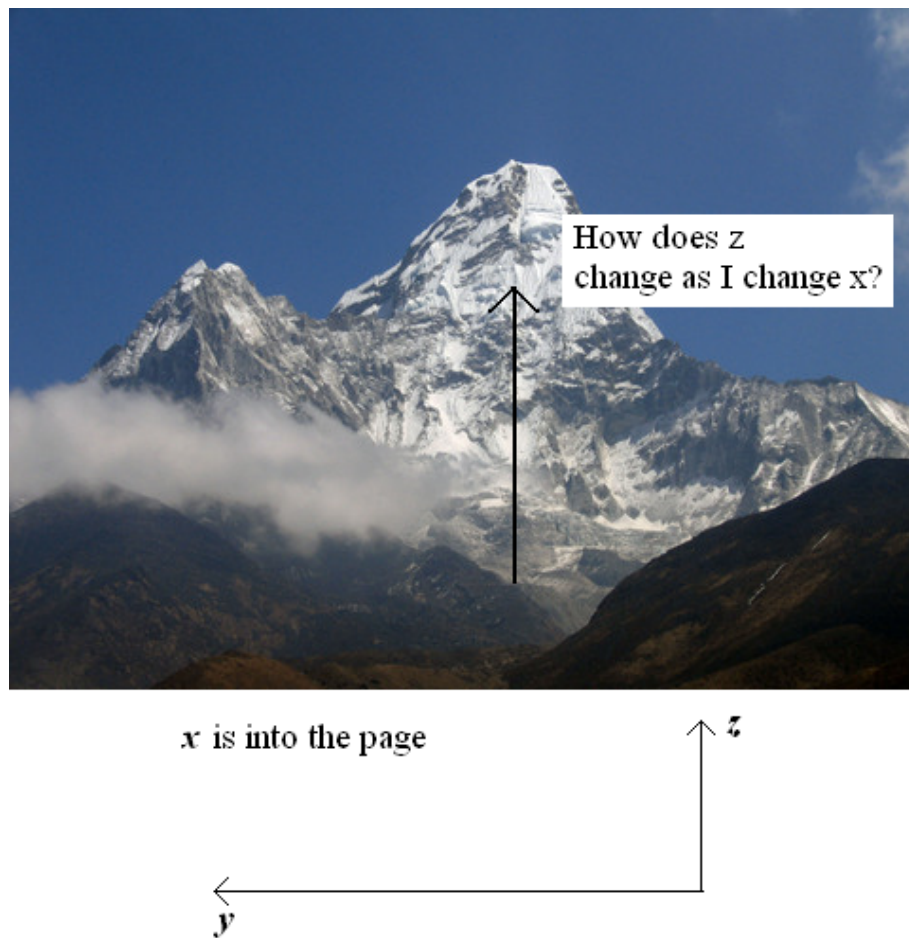
$$g(x, y) = \frac{\sin x \sin y}{xy}$$

$$h(x, y) = \sin x + \sin y$$





Partial Derivatives

Figure 1.8: What is the rate of change in z as I keep y constant

If we were to look at this from side on:

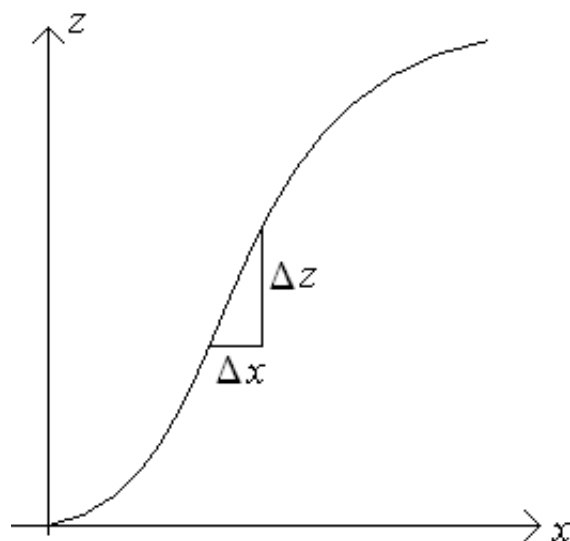


Figure 1.9: When y is a constant z can be considered a function of x only.

In general we have that $z = f(x, y)$; but if $y = b$ is fixed (constant):

We can view $f(x, b)$ as a function of x alone. Now what is the rate of change of a single-variable function with respect to x :

Which is also the slope of the tangent to f at x . Hence the rate of change of $f(x, y)$ with respect to x at $x = a$ when y is fixed at $y = b$ is the slope of the surface in the x -direction.

Example

Let $z = f(x, y) = x^3 + x^2y^3 - 2y^3$. What is the rate of change of z when $y = 2$?

Hence the rate of change of z with respect to x , when y is fixed at $y = b$, is given by:

More generally, we fix $y = y$ and define

as the partial derivative of f with respect to x .

We define the partial derivative of f with respect to y in exactly the same way.

Example

What are the partial derivatives of

$$z = x^2 + xy^5 - 6x^3y + y^4$$

with respect to x and y respectively?

There are many alternative notations for partial derivatives. For instance, instead of $\frac{\partial f}{\partial x}$ we can write f_x or f_1 . In fact,

$$\begin{aligned}\frac{\partial f}{\partial x} &\equiv \frac{\partial z}{\partial x} \equiv f_x(x, y) \equiv f_1(x, y) \\ \frac{\partial f}{\partial y} &\equiv \frac{\partial z}{\partial y} \equiv f_y(x, y) \equiv f_2(x, y)\end{aligned}$$

To compute partial derivatives, all we have to do is remember that the partial derivative of a function with respect to x is the same as the *ordinary* derivative of the function g of a single variable that we get by keeping y fixed. Thus we have the following:

1. To find $\frac{\partial f}{\partial x}$, regard y as a constant and differentiate $f(x, y)$ with respect to x .
- 2.

Example

If $f(x, y) = 4 - x^2 - 2y^2$, find $f_x(1, 1)$ and $f_y(1, 1)$ and interpret these numbers as slopes.

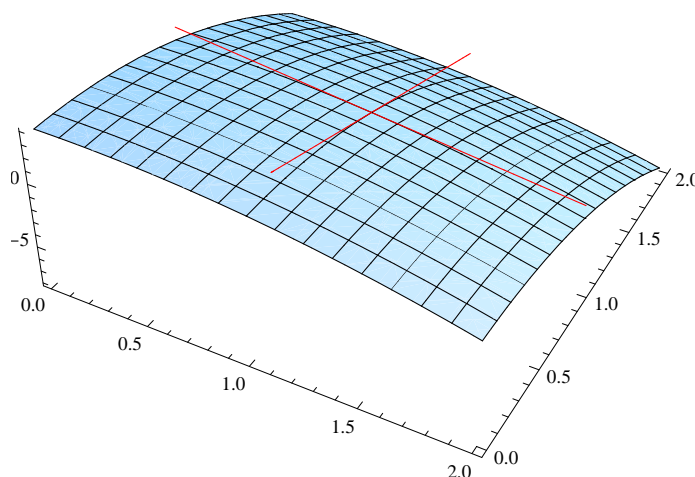


Figure 1.10: $f_x(1, 1)$ and $f_y(1, 1)$ are the slopes of the tangents to $(1, 1)$ in the x and y directions respectively.

Using this technique we can make use of known results from one-variable theory such as the product, quotient and chain rules (Careful — the Chain rule only works if we are differentiating with respect to one of the variables — we may have more to say on this in the next section).

Examples

Find the partial derivative with respect to y of the function

$$f(x, y) = \sin(xy)e^{x+y}$$

Compute f_1 and f_2 when $z = x^2y + 3x \sin(x - 2y)$.

Functions of More Variables

We can extend the notion of partial derivatives to functions of any (finite number) of variables in a natural way. For example if $w = \sin(x + y) + z^2e^x$ then:

Higher Order Derivatives

Suppose $z = x \sin y + x^2y$. Then

Both of these partial derivatives are again functions of x and y , so we can differentiate both of them, either with respect to x , or with respect to y . This gives us a total of four *second order partial derivatives*:

Remark: The mixed partial derivatives in this case are equal:

$$\frac{\partial^2 z}{\partial y \partial x} = \frac{\partial^2 z}{\partial x \partial y}.$$

This is not something special about our particular example — it will be true for all *reasonably behaved functions*. This is the *symmetry of second derivatives*. Note the notation:

$$\frac{\partial}{\partial x \partial y} = f_{yx} \quad \text{etc.} \tag{1.11}$$

Examples

Compute

$$\frac{\partial z}{\partial x}, \frac{\partial z}{\partial y}, \text{ and } \frac{\partial^2 z}{\partial x^2}$$

when $z = x^3y + e^{x+y^2} + y \sin x$.

Compute all the second order partial derivatives of the function $f(x, y) = \sin(x + xy)$.

Exercises

1. Find all the first order derivatives of the following functions:

$$(i) f(x, y) = x^3 - 4xy^2 + y^4 \qquad (ii) f(x, y) = x^2e^y - 4y$$

$$(iii) f(x, y) = x^2 \sin xy - 3y^2 \quad (iv) f(x, y, z) = 3x \sin y + 4x^3y^2z$$

2. Find the indicated partial derivatives: (i) $f(x, y) = x^3 - 4xy^2 + 3y$: f_{xx} , f_{yy} , f_{xy}
(ii) $f(x, y) = x^4 - 3x^2y^3 + 5y$: f_{xx} , f_{xy} , f_{xyy}
(iii) $f(x, y, z) = e^{2xy} - \frac{z^2}{y} + xz \sin y$: f_{xx} , f_{yy} , f_{yyzz}

1.5 Applications to Error Analysis

Chapter 2

Numerical Methods

2.0.1 Outline of Chapter

- Solving equations using the Bisection Method and the Newton-Raphson Method
- Approximate definite integrals using the Midpoint, Trapezoidal and Simpson's Rules.
- Euler's Method

2.1 Root Approximation using the Bisection and Newton-Raphson Methods

2.2 Approximate definite integrals using the Midpoint, Trapezoidal and Simpson's Rules

2.3 Euler's Method

Chapter 3

Introduction to Laplace Transforms

3.0.1 Outline of Chapter

- Definition to transform
- Determining the Laplace transform of basic functions
- Development of rules
- First shift theorem
- Transform of a derivative
- Inverse transforms
- Applications to solving Differential Equations
- Applications to include the Damped Harmonic Oscillator

3.1 Definition to transform

3.2 The Laplace transform of basic functions

3.3 Properties of the Laplace Transform

3.4 Inverse transforms

3.5 Differential Equations

3.6 The Damped Harmonic Oscillator